



CAB PAINT BREAK OPTIONS

OVERVIEW


The Sales Department would like to inform the dealer network that the following options have been obsoleted, and replaced with new selectable cab paint break options that will add further clarity to the shop order. These options were previously found in the Chassis Catalog for reference only. If you have any questions on the updated options below or need help with configuration please contact your STM for further assistance.

(OBS) 90030005 TWO TONE CAB TO BOTTOM OF WINDSHIELD

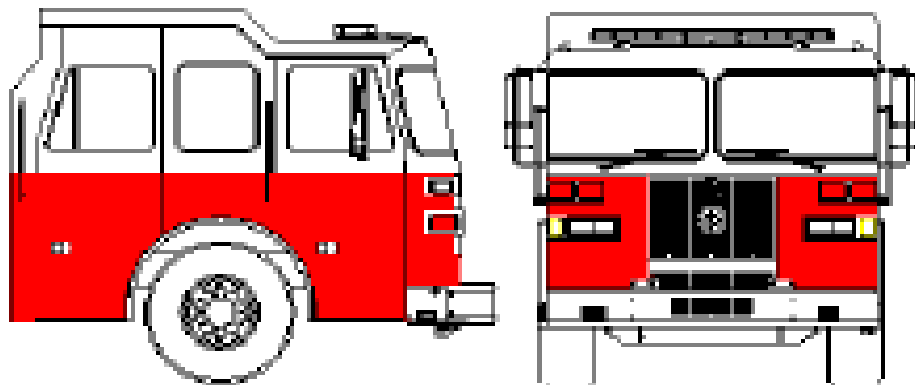
(OBS) 90030006 TWO TONE CAB WITH SPECIAL PAINT BREAK LINE

The following selectable options have been added to SQS2 to replace the options above.

90029910 PAINT BREAK #1 - BOTTOM OF WINDSHIELD



90029920 PAINT BREAK #2 - TOP OF GRILLE

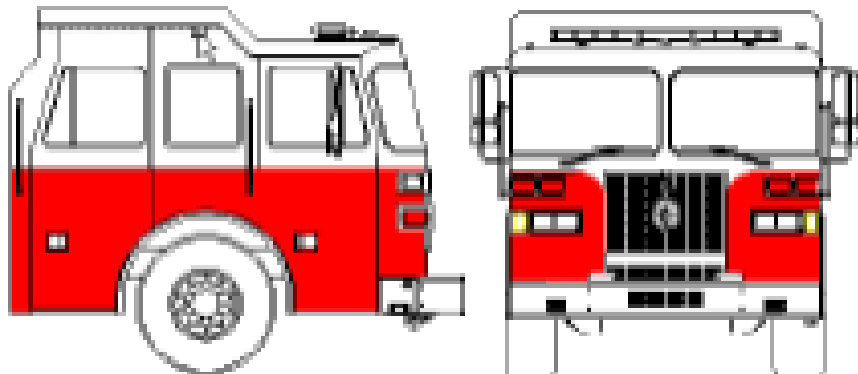




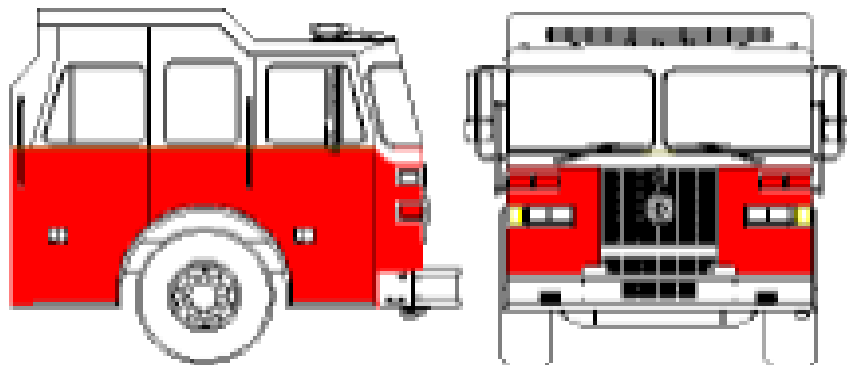
CAB PAINT BREAK OPTIONS

CONTINUED

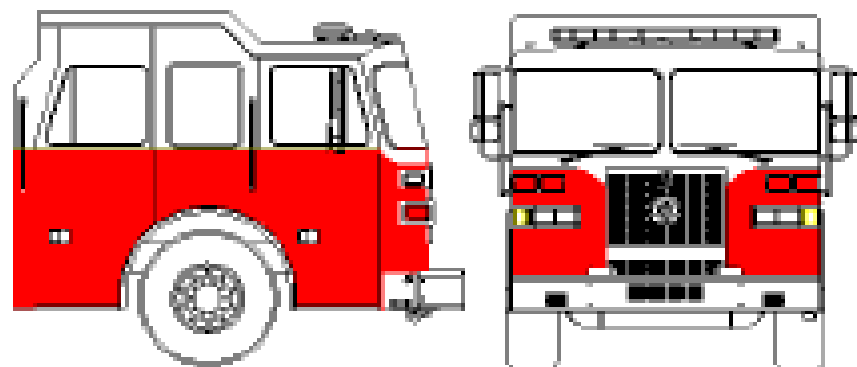
90029930 PAINT BREAK #3 - TOP OF GRILLE W/ GRILLE SWOOP



90029940 PAINT BREAK #4 - WINDSHIELD SWOOP TO TOP OF GRILLE



90029950 PAINT BREAK #5 - WINDSHIELD SWOOP W/ GRILLE SWOOP





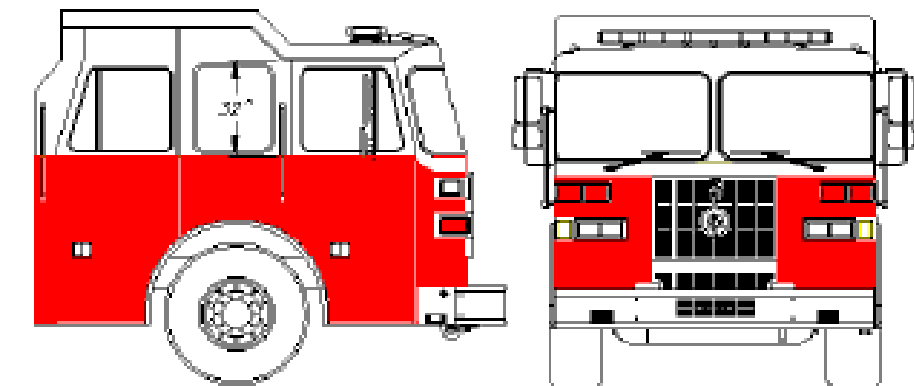
CAB PAINT BREAK OPTIONS

CONTINUED

90029960 PAINT BREAK #6 - BETWEEN WINDSHIELD AND TOP OF GRILLE W/
GRILLE SWOOP



90029970 PAINT BREAK #7 - BETWEEN WINDSHIELD AND TOP OF GRILLE W/
WINDSHIELD SWOOP



90029980 SPECIAL PAINT BREAK

